



BULKHEAD SERIES LED-XC | 9-18W



Accessories

Lock-in place side clip design



Four sides 20mm & 25mm conduit entry points

Thoughtful design



BESA plate features rear fixing holes with precise measurements for easy installation

Dual-ring cable entry



Drilling free-cap

Multiple installation methods



Pull upwards to decorative rim
Rotate the diffuser anti-clockwise to open

Replaceable light source



Hinged diffuser & LED gear tray design

Features :

- Polycarbonate wall/ceiling bulkhead suitable for education and commercial applications
- Hinged LED gear tray design
- 3000/4000/5700 3CCT&3 wattage selectable
- High efficiency up to 140lm/W
- Clip in diffuser, Bezel and gear tray for a tool-less, simple and quick installation
- IP65 and IK08 protection
- BESA box compatible, 4 side 20mm conduit entry points.





Parameter				
Model	Power	lm/w	Input voltage	CCT
LED-XC315	18/15/12W	100	220-240V	3000/4000/5700K
LED-XC315	16/13/10W	120	220-240V	3000/4000/5700K
LED-XC315	15/12/9W	140	220-240V	3000/4000/5700K

Material	
Beam angle	120°
LED type	SMD 2835
Material	Steel Body/PC Cover
Color option	White
Installation	Surface Mounted / Suspension

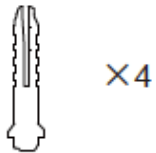
Parameter	
CRI	>80/90
PF	>0.95
IP	66
IK	10
Lifespan	50000h

Package			
Model	Product Dimension	PCS/Carton	Carton Size
LED-XC315	653x90x79mm	6	550x335x335mm

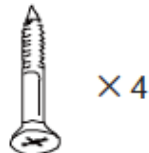
Function	
Microwave	
Auto-Dimmable	15%-100%
Sensor Distance	Height 3m (6m Max)



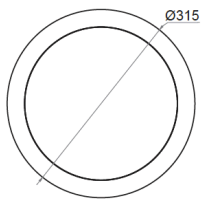
Anchor



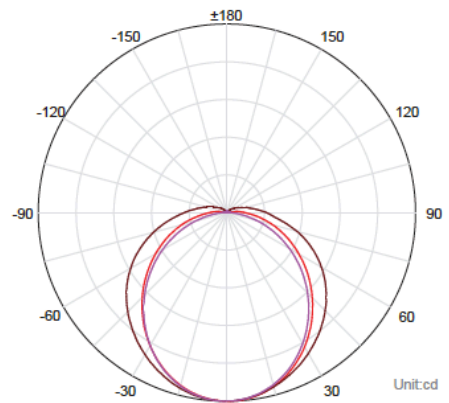
ST4*40mm Screw



(Unit:mm)



C Plane Distribution Diagram



C Plane	[50%MaxAng.]	[10%MaxAng.]
C240_0_60.0 :	110.6	177.6
C0_0_180.0 :	133.7	213.4
C90_0_270.0 :	105.1	159.9

Illuminance-Distance Curve

